



# Jharkhand State Pollution Control Board

Regional Office-Cum-Laboratory, Dumka

Ref. No. 1804  
From

Dated 12/12/2020

Regional Officer  
Dumka.

To,

The Board Analyst,  
Jharkhand State Pollution Control Board,  
Ranchi.

**Sub:- Regarding analysis report for the month of Nov 2020 (25.11.2020).**

Sir,

Please find enclosed here with the analysis report of the following points of Ganga river as per details:-

1. Ganga River, At.- Rajmahal, Sahibganj
2. Ganga River U/S Near LCT ghat, Sahibganj
3. Ganga River D/S Near Janta Ghat, Sahibganj
4. Ganga River Sahibganj (Sangi Dalan) Sahibganj
5. Masanjore Dam, Dumka
6. Shiv Ganga Pond, Deoghar

This is for your information & necessary action.

Yours faithfully

*Kamat*  
12/11/2020  
Regional Officer  
Dumka



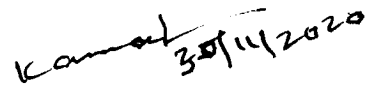
## JHARKHAND STATE POLLUTION CONTROL BOARD

1. Lab.Ref. No. 228...../ Dated...25/11/2020
2. Name of sample **Ganga River Sahibganj (Sangi Dalan)**  
**Sahibganj**
3. Sample collected by 1. **Sri R. D Sahni** S. T  
2.
4. Sample analysed at Regional Office cum Laboratory **Tower Chowk, Dudhani, Dumka**
5. Name and designation of representative present at the time of sampling .....

Parameter Analysed:	Value
1. Date and time sampling	25/11/2020/1.50 P.M
2. Temperature (A/W) C:	31 <sup>0</sup> C / 26 <sup>0</sup> C
3. pH :	8.1
4. D.O.mg/l :	8.2 mg/l
5. BOD mg/l :	1.6 mg/l
6. COD mg/l :	16.6 mg/l
7. Total solids mg/l :	408.0 mg/l
8. T. S. S. :-	86.0 mg/l
9. T. D. S.:	322.0 mg/l
10. Turbidity :	214.0 NTU
11. Conductivity :	310.0 MHO

Remarks: **Parameters were found within acceptable limits.**

  
S.S.A/J.S.A 30/11/2020

  
Regional Officer / Board analyst 30/11/2020



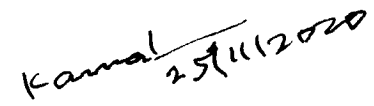
## JHARKHAND STATE POLLUTION CONTROL BOARD

1. Lab.Ref. No. **227**...../ Dated.. **25/11/2020**
2. Name of sample **Ganga River D/S Janta Ghat**  
**Dist.- Sahibganj**
3. Sample collected by **1. Sri R. D Sahni** **S. T**  
**2.**
4. Sample analysed at Regional Office cum Laboratory **Tower Chowk, Dudhani, Dumka**
5. Name and designation of representative present at the time of sampling .....

Parameter Analysed:	Value
1. Date and time sampling	25/11/2020/03.00 P.M
2. Temperature (A/W) C:	30 <sup>0</sup> C / 25 <sup>0</sup> C
3. pH :	7.9
4. D.O.mg/l :	7.8 mg/l
5. BOD mg/l :	2.6 mg/l
6. COD mg/l :	16.4 mg/l
7. Total solids mg/l :	406.0 mg/l
8. T. S. S. :-	88.0 mg/l
9. T. D. S.:	318.0 mg/l
10. Turbidity :	216.0 NTU
11. Conductivity :	310.0 MHO

Remarks: **Parameters were found within acceptable limits.**

  
S.S.A/J.S.A 25/11/2020

  
Kamal 25/11/2020  
Regional Officer / Board analyst



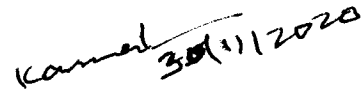
## JHARKHAND STATE POLLUTION CONTROL BOARD

1. Lab.Ref. No. 226...../ Dated. 25/11/2020
2. Name of sample **Ganga River U/S Near LCT Ghat**  
**Sahibganj**
3. Sample collected by 1. **Sri R. D. Sahni** S. T  
2.
4. Sample analysed at Regional Office cum Laboratory **Tower Chowk, Dudhani, Dumka**
5. Name and designation of representative present at the time of sampling .....

Parameter Analysed:	Value
1. Date and time sampling	25/11/2020 /03.45 P.M
2. Temperature (A/W) C:	30 <sup>0</sup> C / 26 <sup>0</sup> C
3. pH :	8.0
4. D.O.mg/l :	7.6 mg/l
5. BOD mg/l :	2.4 mg/l
6. COD mg/l :	16.6 mg/l
7. Total solids mg/l :	416.0 mg/l
8. T. S. S. :-	90.0 mg/l
9. T. D. S.:	326.0 mg/l
10. Turbidity :	220 NTU
11. Conductivity :	314 MHO

Remarks: **Parameters were found within acceptable limits.**

  
S.S.A/J.S.A

  
Regional Officer / Board analyst



## JHARKHAND STATE POLLUTION CONTROL BOARD

1. Lab.Ref. No. 2-25...../

Dated. 25/11/2020

2. Name of sample **Shiv Ganga Pond,**  
**Near Baba Mandir, Deoghar**

3. Sample collected by 1. **Sri R. D. Sahni** S. T.  
2.

4. Sample analysed at Regional Office cum Laboratory **Tower Chowk, Dudhani, Dumka**

5. Name and designation of representative present at the time of sampling .....

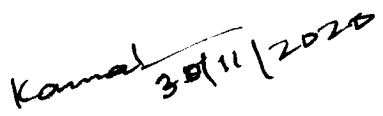
### Parameter Analysed:

### Value

1. Date and time sampling	25/11/2020/01.20 P.M
2. Temperature (A/W) C:	32 <sup>0</sup> C / 26 <sup>0</sup> C
3. pH :	8.2
4. D.O.mg/l :	8.2 mg/l
5. BOD mg/l :	2.4 mg/l
6. COD mg/l :	18.2 mg/l
7. Total solids mg/l :	412.0 mg/l
8. T. S. S. :-	80.0 mg/l
9. T. D. S.:	332.0 mg/l
10. Turbidity :	240.0 NTU
11. Conductivity :	314.0 MHO

Remarks: **Parameters were found within acceptable limits.**

  
S.S.A/J.S.A

  
Regional Officer / Board analyst



## JHARKHAND STATE POLLUTION CONTROL BOARD

1. Lab.Ref. No. ~~224~~...../

Dated. 25/11/2020

2. Name of sample **Masanjore Dam,**

**Dist.- Dumka**

3. Sample collected by 1. **Sri R. D. Sahani** S.T  
2.

4. Sample analysed at Regional Office cum Laboratory **Tower Chowk, Dudhani, Dumka**

5. Name and designation of representative present at the time of sampling .....

### Parameter Analysed:

### Value

1. Date and time sampling	25/11/2020/01.00 PM
2. Temperature (A/W) C:	32 <sup>0</sup> C / 27 <sup>0</sup> C
3. pH :	7.9
4. D.O.mg/l :	8.4 mg/l
5. BOD mg/l :	1.8 mg/l
6. COD mg/l :	16.4 mg/l
7. Total solids mg/l :	406.0 mg/l
8. T. S. S. :-	85.0 mg/l
9. T. D. S.:	321.0 mg/l
10. Turbidity :	230 NTU
11. Conductivity :	306.0 MHO

Remarks: **Parameters were found within acceptable limits.**

S.S.A./J.S.A

*[Signature]*  
30/11/2020

Regional Officer / Board analyst

*[Signature]*  
30/11/2020




## JHARKHAND STATE POLLUTION CONTROL BOARD

1. Lab.Ref. No. 223...../ Dated.. 25/11/2020
2. Name of sample **Ganga River At.- Rajmahal, Dist.- Sahibganj**
3. Sample collected by 1. **Sri R. D. Sahni** S. T  
2.
4. Sample analysed at Regional Office cum Laboratory **Tower Chowk, Dudhani, Dumka**
5. Name and designation of representative present at the time of sampling .....

Parameter Analysed:	Value
1. Date and time sampling	25/11/2020/12.30 P.M
2. Temperature (A/W) C:	33 <sup>0</sup> C / 29 <sup>0</sup> C
3. pH :	7.8
4. D.O.mg/l :	8.2 mg/l
5. BOD mg/l :	1.4 mg/l
6. COD mg/l :	16.2 mg/l
7. Total solids mg/l :	340.0 mg/l
8. T. S. S. :-	85.0 mg/l
9. T. D. S.:	255.0 mg/l
10. Turbidity :	208.0 NTU
11. Conductivity :	310.0 MHO

Remarks: **Parameters were found within acceptable limits.**

  
S.S.A/J.S.A

  
Regional Officer / Board analyst