



Jharkhand State Pollution Control Board

Regional Office-Cum-Laboratory, Dumka

Ref. No. - 1690A
From

Dated----- 12/11/2020

Regional Officer
Dumka.

To,

The Board Analyst,
Jharkhand State Pollution Control Board,
Ranchi.

Sub:- Regarding analysis report for the month of Nov 2020 (02.11.2020).

Sir,

Please find enclosed here with the analysis report of the following points of Ganga river as per details:-

1. Ganga River, At.- Rajmahal, Sahibganj
2. Ganga River U/S Near LCT ghat, Sahibganj
3. Ganga River D/S Near Janta Ghat, Sahibganj
4. Ganga River Sahibganj (Sangi Dalan) Sahibganj
5. Masanjore Dam, Dumka
6. Shiv Ganga Pond, Deoghar

This is for your information & necessary action.

Yours faithfully

12/11/2020
Regional Officer
Dumka



JHARKHAND STATE POLLUTION CONTROL BOARD

1. Lab.Ref. No. / Dated..... /
2. Name of sample **Ganga River At.- Rajmahal, Dist.- Sahibganj**
Sahibganj
3. Sample collected by 1. **Sri R. D. Sahni** S. T
2.
4. Sample analysed at Regional Office cum Laboratory **Tower Chowk, Dudhani, Dumka**
5. Name and designation of representative present at the time of sampling


Parameter Analysed:

Value

1. Date and time sampling	02/11/2020/03.00 A.M
2. Temperature (A/W) C:	33 ⁰ C / 29 ⁰ C
3. pH :	7.8
4. D.O.mg/l :	8.2 mg/l
5. BOD mg/l :	1.6 mg/l
6. COD mg/l :	16.4 mg/l
7. Total solids mg/l :	350.0 mg/l
8. T. S. S. :-	90.0 mg/l
9. T. D. S.:	260.0 mg/l
10. Turbidity :	212.0 NTU
11. Conductivity :	314.0 MHO

Remarks: **Parameters were found within acceptable limits.**


S.S.A/J.S.A


Regional Officer / Board analyst



JHARKHAND STATE POLLUTION CONTROL BOARD

1. Lab.Ref. No. / Dated..... /
2. Name of sample **Masanjore Dam,**
Dist.- Dumka
3. Sample collected by 1. **Sri R. D. Sahani** S.T
2.
4. Sample analysed at Regional Office cum Laboratory **Tower Chowk, Dudhani, Dumka**
5. Name and designation of representative present at the time of sampling

Parameter Analysed:	Value
1. Date and time sampling	02/11/2020/03.10 PM
2. Temperature (A/W) C:	34 ⁰ C / 30 ⁰ C
3. pH :	7.8
4. D.O.mg/l :	8.6 mg/l
5. BOD mg/l :	1.6 mg/l
6. COD mg/l :	16.8 mg/l
7. Total solids mg/l :	412.0 mg/l
8. T. S. S. :-	80.0 mg/l
9. T. D. S.:	332.0 mg/l
10. Turbidity :	240 NTU
11. Conductivity :	312.0 MHO

Remarks: **Parameters were found within acceptable limits.**

(Signature)
S.S.A/J.S.A 12/11/2020

(Signature)
Regional Officer / Board analyst
02/11/2020



JHARKHAND STATE POLLUTION CONTROL BOARD

1. Lab.Ref. No. / Dated..... /

2. Name of sample **Shiv Ganga Pond,**
Near Baba Mandir, Deoghar

3. Sample collected by 1. **Sri R. D. Sahni** S. T.
2.

4. Sample analysed at Regional Office cum Laboratory **Tower Chowk, Dudhani, Dumka**

5. Name and designation of representative present at the time of sampling
.....


Parameter Analysed:

Value

1. Date and time sampling	02/11/2020/03.20 P.M
2. Temperature (A/W) C:	36 ⁰ C / 31 ⁰ C
3. pH :	8.3
4. D.O.mg/l :	8.1 mg/l
5. BOD mg/l :	2.8 mg/l
6. COD mg/l :	18.8 mg/l
7. Total solids mg/l :	446.0 mg/l
8. T. S. S. :-	90.0 mg/l
9. T. D. S.:	356.0 mg/l
10. Turbidity :	210.0 NTU
11. Conductivity :	312.0 MHO

Remarks: **Parameters were found within acceptable limits.**


S.S.A/J.S.A 02/11/2020


Regional Officer / Board analyst 02/11/2020



JHARKHAND STATE POLLUTION CONTROL BOARD

1. Lab.Ref. No. / Dated..... /
2. Name of sample **Ganga River U/S Near LCT Ghat
Sahibganj**
3. Sample collected by 1. **Sri R. D. Sahni** S. T
2.
4. Sample analysed at Regional Office cum Laboratory **Tower Chowk, Dudhani, Dumka**
5. Name and designation of representative present at the time of sampling

Parameter Analysed:

Value

1. Date and time sampling	02/11/2020 /05.00 P.M
2. Temperature (A/W) C:	31 ⁰ C / 26 ⁰ C
3. pH :	8.0
4. D.O.mg/l :	7.8 mg/l
5. BOD mg/l :	2.6 mg/l
6. COD mg/l :	16.8 mg/l
7. Total solids mg/l :	410.0 mg/l
8. T. S. S. :-	85.0 mg/l
9. T. D. S.:	325.0 mg/l
10. Turbidity :	230 NTU
11. Conductivity :	312 MHO

Remarks: **Parameters were found within acceptable limits.**


S.S.A/J.S.A


Regional Officer / Board analyst



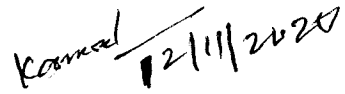
JHARKHAND STATE POLLUTION CONTROL BOARD

1. Lab.Ref. No. / Dated..... /
2. Name of sample **Ganga River D/S Janta Ghat**
Dist.- Sahibganj
3. Sample collected by 1. **Sri R. D Sahni** S. T
2.
4. Sample analysed at Regional Office cum Laboratory **Tower Chowk, Dudhani, Dumka**
5. Name and designation of representative present at the time of sampling

Parameter Analysed:	Value
1. Date and time sampling	02/11/2020/04.30 P.M
2. Temperature (A/W) C:	32 ⁰ C / 28 ⁰ C
3. pH :	7.8
4. D.O.mg/l :	7.6 mg/l
5. BOD mg/l :	2.4 mg/l
6. COD mg/l :	16.6 mg/l
7. Total solids mg/l :	395.0 mg/l
8. T. S. S. :-	85.0 mg/l
9. T. D. S.:	310.0 mg/l
10. Turbidity :	218.0 NTU
11. Conductivity :	312.0 MHO

Remarks: **Parameters were found within acceptable limits.**


S.S.A/J.S.A.


Regional Officer / Board analyst



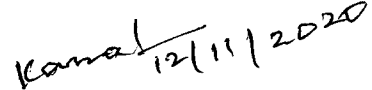
JHARKHAND STATE POLLUTION CONTROL BOARD

1. Lab.Ref. No. / Dated..... /
2. Name of sample **Ganga River Sahibganj (Sangi Dalan)**
Sahibganj
3. Sample collected by 1. **Sri R. D Sahni** S. T
2.
4. Sample analysed at Regional Office cum Laboratory **Tower Chowk, Dudhani, Dumka**
5. Name and designation of representative present at the time of sampling

Parameter Analysed:	Value
1. Date and time sampling	02/11/2020/3.30 P.M
2. Temperature (A/W) C:	33 ⁰ C / 29 ⁰ C
3. pH :	8.0
4. D.O.mg/l :	7.8 mg/l
5. BOD mg/l :	1.8 mg/l
6. COD mg/l :	16.4 mg/l
7. Total solids mg/l :	410.0 mg/l
8. T. S. S. :-	90.0 mg/l
9. T. D. S.:	320.0 mg/l
10. Turbidity :	216.0 NTU
11. Conductivity :	312.0 MHO

Remarks: **Parameters were found within acceptable limits.**


S.S.A/J.S.A


Regional Officer / Board analyst